

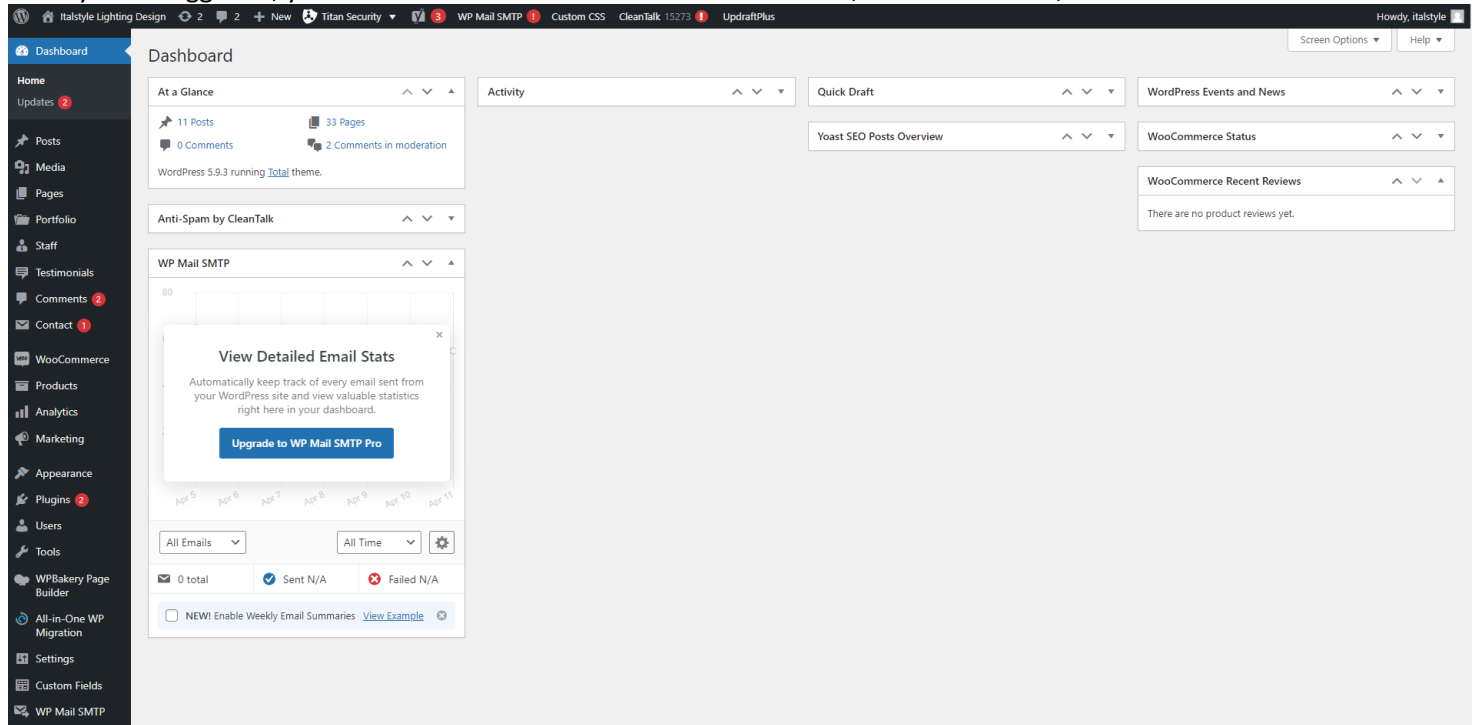
Smash Balloon Instagram Feed Re-connect.

Your Instagram account needs to be re-connected through the website. We cannot do this as only the owner of the Instagram page can connect it.

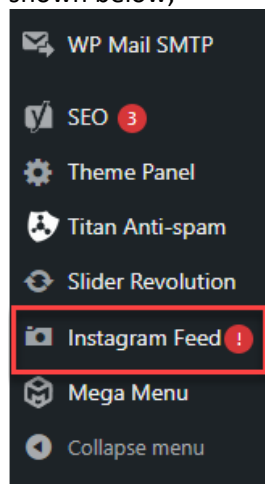
To do so, you will need to login on the backend of the website via a link that looks like the one below;

<https://www.yourwebsite.com.au/wp-admin/>

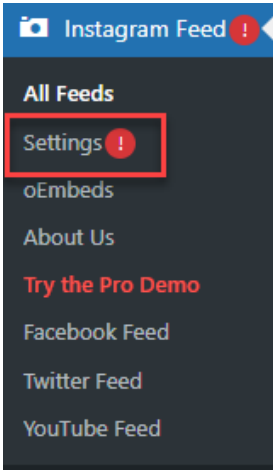
Once you've logged in, you will be directed to the website's dashboard, as shown below;



If you scroll down this page, you will see on the left-hand side menu, there's an Instagram Feed option, as shown below;



Click on it, and then click on settings;



Clicking it will lead you to this page, where you'll have to click on Reconnect and follow the steps, as highlighted below;

A screenshot of the Instagram Feed plugin settings page in a WordPress dashboard. The left sidebar contains various WordPress settings categories. The main content area shows an error message at the top: "Instagram Feed is encountering an error and your feeds may not be updating due to the following reasons: There has been a problem with your Instagram Feed. API error 999: Your access token could not be decrypted on this website. Reconnect this account or go to our website to learn how to prevent this." Below the error message are two buttons: "Directions on how to resolve this issue" and "View Feed and Retry". The "Settings" section has three tabs: "General", "Feeds", and "Advanced". The "License Key" section contains instructions for activating the plugin and a text input field for the license key. The "Manage Sources" section is titled "Add or remove connected Instagram accounts" and features a "+ Add Source" button. A single source is listed: "italstyle_lighting_design" with the status "Source is not used yet" and "Source Invalid". A red box highlights the "Reconnect" button next to this source. At the bottom, there is a toggle for "Preserve settings if plugin is removed", which is currently turned on.

If the above doesn't work, remove the connected account(s) by clicking the red trash icon, then click the Save Changes button. After that, click Add Source and recreate the connection.